

PAYMENT & LABOUR

YOU ARE ENTERING A CONTRACT WHICH LIMITS YOUR POSSIBLE RECOVERY IN CASE OF LOSS OR DAMAGE.

The terms and conditions set forth below become a part of the Contract between FREEMAN and you, the EXHIBITOR. Acceptance of said terms and conditions will be construed when any of the following conditions are met:

- THE METHOD OF PAYMENT FORM IS SIGNED; OR
- AN ORDER FOR LABOUR, SERVICES AND/OR RENTAL EQUIPMENT IS PLACED BY EXHIBITOR WITH FREEMAN; OR
- WORK IS PERFORMED ON BEHALF OF EXHIBITOR BY LABOUR SECURED THROUGH FREEMAN.

DEFINITIONS

For purposes of this Contract, "FREEMAN" or "The Freeman Companies" means Freeman Expositions, Inc., Freeman Expositions, Ltd., Freeman Audio Visual, Freeman Exhibit, Freeman Transportation, Hoffend Xposition, Stage Rigging, Inc., Kerry Technical Services, TFC, Inc., Freeman Electrical Services, and their respective employees, directors, officers, agents, assigns, affiliated companies and related entities, including, but not limited to, any subcontractors FREEMAN may appoint. "EXHIBITOR" means the Exhibitor and its employees, agents, representatives and any Exhibitor Appointed Contractors ("EAC").

PAYMENT TERMS

Full payment, including any applicable tax, is due in advance or at show site. All payments must be in Canadian funds and all cheques must be in Canadian funds. Orders received without advance payment or after the deadline date will incur additional After Deadline charges as indicated on each order form. All materials and equipment are on a rental basis for the duration of the show or event and remain the property of FREEMAN except where specifically identified as a sale. All rentals include delivery, installation and removal from EXHIBITOR'S booth. In case of cancellation of any order or services by EXHIBITOR, a onehour "per person, per hour" charge will be applied for all labour orders that are not cancelled in writing at least 24 hours prior to the scheduled start time. If Prestige carpet, custom-cut carpet, modular rental exhibits or any other custom-order items or services have already been provided at the time of cancellation, fees will remain at 100% of the original charge. If the show or event is cancelled because of reasons beyond FREEMAN'S control, EXHIBITOR remains responsible for all charges for services and equipment provided up to and including the date of cancellation. FREEMAN will not issue refunds to EXHIBITOR of any payments made before the date of cancellation. It is EXHIBITOR'S responsibility to advise the FREEMAN Service Center Representative of problems with any orders and to check EXHIBITOR'S invoice for accuracy prior to the close of the show or event. If EXHIBITOR is exempt from payment of sales tax, FREEMAN requires an exemption certificate for the province or state in which the services are to be used. Resale certificates are not valid unless EXHIBITOR is rebilling these charges to its customers. For international EXHIBITORS, FREEMAN requires 100% prepayment of advance orders, and any order or services placed at show site must be paid at the show. For all others, should there be any pre-approved unpaid balance after the close of the show, terms will be net, due and payable in TORONTO, ONTARIO, upon receipt of invoice. Effective 30 days after invoice date, any unpaid balance will bear a FINANCE CHARGE at the lesser of the maximum rate allowed by applicable law or 1.5% per month, which is an ANNUAL PERCENTAGE RATE of 18%, and future orders will be on a prepaid basis only. If any finance charge hereunder exceeds the maximum rate allowed by applicable law, the finance charge shall automatically be reduced to the maximum rate allowed, and any excess finance charge received by FREEMAN shall be either applied to reduce the principal unpaid balance or refunded to the payer. If past due invoices or invoice balances are placed with a collection agency or attorney for collection or suit, EXHIBITOR agrees to pay all legal and collection costs. THESE PAYMENT TERMS AND CONDITIONS SHALL BE GOVERNED BY AND CONSTRUED IN ACCORDANCE WITH THE LAWS OF THE STATE OF TEXAS. In the event of any dispute between EXHIBITOR and FREEMAN relative to any loss, damage or claim, such EXHIBITOR shall not be entitled to and shall not withhold payment, or any partial payment, due to FREEMAN for its services, as an offset against the amount of any alleged loss or damage. Any claims against FREEMAN shall be considered a separate transaction and shall be resolved on their own merits. FREEMAN reserves the right to charge EXHIBITOR for any difference between EXHIBITOR'S estimate of charges and the actual charges incurred by EXHIBITOR, or for any charges that FREEMAN may be obligated to pay on behalf of EXHIBITOR including, but not limited to, shipping charges. If EXHIBITOR provides a credit card for payment and charges are rejected by EXHIBITOR'S credit card company for any reason, FREEMAN hereby provides notice that it reserves the right, and EXHIBITOR authorizes FREEMAN, to continue to attempt to secure payment through that credit card for as long as unpaid balances remain on EXHIBITOR'S account. In the event that a THIRD PARTY orders on behalf of the EXHIBITOR and the named THIRD PARTY does not discharge payment of the invoice prior to the last day of the show, charges will revert back to the EXHIBITOR. All invoices are due and payable upon receipt by either party.

ELECTRICAL

Claims will not be considered or adjustments made unless filed in writing by EXHIBITOR prior to the close of the event. FREEMAN is not responsible for any damage or loss caused by the loss of power beyond its control, and EXHIBITOR agrees to hold FREEMAN and its officers, directors, employees and agents harmless from such power loss. IN NO EVENT SHALL FREEMAN BE LIABLE FOR ANY INDIRECT OR CONSEQUENTIAL DAMAGES (INCLUDING, BUT NOT LIMITED TO, LOST PROFITS) EVEN IF ADVISED OF THE POSSIBILITY OF SUCH DAMAGES, WHETHER UNDER THEORY OF CONTRACT, TORT (INCLUDING NEGLIGENCE), PRODUCT LIABILITY OR OTHERWISE. EXHIBITOR shall indemnify and hold harmless FREEMAN, its officers, directors, employees, and agents from and against any and all claims, liabilities, damages, fines, penalties or costs of whatsoever nature (including reasonable attorney's fees) arising out of or in any way connected with EXHIBITOR'S actions or omissions under this Agreement.

LABOUR UNDER THE SUPERVISION OF EXHIBITOR RESPONSIBILITIES

EXHIBITOR shall be responsible for the performance of labour provided under this option. It is the responsibility of EXHIBITOR to supervise labour secured through FREEMAN in a reasonable manner as to prevent bodily injury and/or property damage and also to direct them to work in a manner that is in compliance with FREEMAN'S Safe Work Rules and/or federal, provincial/state, county and local ordinances, rules and/or regulations, including, but not limited to, show or facility management rules and/or regulations. It is the responsibility of EXHIBITOR to check in with the Service Desk to pick up labour and to return to the Service Desk to release labour when the work is completed.

INDEMNIFICATION

EXHIBITOR agrees to indemnify, hold harmless and defend FREEMAN from and against any and all demands, claims, causes of action, fines, penalties, damages, liabilities, judgements or expenses (including, but not limited to, reasonable attorney's fees and investigation costs) for bodily injury, including any injury to FREEMAN employees, and or property damage arising out of work performed by labour provided by FREEMAN but supervised by EXHIBITOR. Further, the EXHIBITOR's indemnification of FREEMAN includes any and all violations of federal, provincial/state, county or local ordinances, show regulations and/or rules as published and/or set forth by facility or show management, and/or directing labour provided by FREEMAN to work in a manner that violates any of the above rules, regulations or ordinances.

IMPORTANT

PLEASE REFER TO FREEMAN'S "MATERIAL HANDLING TERMS & CONDITIONS" AS IT RELATES TO MATERIAL HANDLING SERVICES AND TO THE "SERVICE REQUEST & SHIPPING INSTRUCTIONS CONTRACT" AS IT RELATES TO TRANSPORTATION SERVICES. CONTRACT TERMS DEPEND ON THE NATURE OF SERVICES SECURED BY EXHIBITOR THROUGH FREEMAN. TERMS & CONDITIONS MAY VARY FOR EACH TYPE OF SERVICE ORDERED THROUGH FREEMAN.

MATERIAL HANDLING

YOU ARE ENTERING A BINDING CONTRACT WHICH LIMITS YOUR POSSIBLE RECOVERY IN CASE OF LOSS OR DAMAGE. Acceptance of said terms and conditions will be construed when any of the following conditions are met: This Material Handling Agreement (MHA) is signed; Exhibitor's materials are delivered to Freeman's warehouse or to an event site for which Freeman is the official show contractor; or an order for labour and/or rental equipment is placed by Exhibitor with Freeman. Please note that your material handling charges do not include disposal of exhibit properties. Contact Freeman for rates and rules applicable to the disposal of your exhibit properties.

1. DEFINITIONS. For purposes of this Contract, "Freeman" means Freeman Expositions, Inc., and its employees, directors, officers, agents, assigns, affiliated companies and related entities. In no event shall Freeman be deemed to be the Ultimate Consignee for shipping and customs purposes. "Exhibitor" means the Exhibitor and its employees, agents and representatives.

2. PACKAGING/CRATES AND STORAGE. Freeman shall not be responsible for damage to loose or uncrated materials, pad-wrapped or shrink-wrapped materials, glass breakage, concealed damage, carpets in bags or poly, or improperly packed or labelled materials. Freeman shall not be responsible for crates and packaging which are unsuitable for handling, in poor condition or have prior damage. Crates and packaging should be of a design to adequately protect contents for handling by forklift or similar means. Freeman does not accept any crates or packaging containing hazardous materials. Goods requiring cold storage and those in accessible storage are stored at Exhibitor's own risk. FREEMAN ASSUMES NO RESPONSIBILITY OR LIABILITY FOR LOSS OR DAMAGE TO GOODS IN COLD STORAGE OR ACCESSIBLE STORAGE.

3. EMPTY CONTAINERS. Empty container labels will be available at the show site service desk. Affixing labels to the containers is the sole responsibility of Exhibitor or its representative. All previous labels must be removed or obliterated. Freeman assumes no responsibility for error in the above procedures; removal of containers with old empty labels and without Freeman labels; or improper information on empty labels. FREEMAN WILL NOT BE LIABLE FOR LOSS OR DAMAGE TO CRATES AND CONTAINERS OR THEIR CONTENTS WHILE SAME ARE IN EMPTY CONTAINER STORAGE.

4. INBOUND/OUTBOUND SHIPMENTS. There may be a lapse of time between the delivery of shipment(s) to the booth and the arrival of Exhibitor or between the completion of packing and the actual pickup of materials from the booths for loading onto a carrier; during such times, Exhibitor materials will be left unattended. FREEMAN IS NOT RESPONSIBLE OR LIABLE FOR ANY LOSS, DAMAGE, THEFT OR DISAPPEARANCE OF EXHIBITOR'S MATERIALS AFTER THEY HAVE BEEN DELIVERED TO EXHIBITOR'S BOOTH AT SHOW SITE OR BEFORE THEY HAVE BEEN PICKED UP FOR RELOADING AT THE CONCLUSION OF THE EVENT. Freeman recommends arranging security services through facility or show management. All MHAs submitted to Freeman by Exhibitor will be checked at the time of pickup from the booth and corrections will be made where discrepancies exist between the quantities of items on any form submitted to Freeman and the actual count of such items in the booth at the time of pickup. Freeman is not responsible for any wait time or other charges, including business centre charges, arising from delivery or pickup of Exhibitor's materials.

5. DELIVERY TO THE CARRIER FOR RELOADING. Freeman assumes no responsibility for loss, damage, theft or disappearance of Exhibitor's materials after same have been delivered to Exhibitor's appointed carrier, shipper or agent for transportation after the conclusion of the show. Freeman loads the materials onto the carrier under directions from the carrier or driver of that carrier. Any loading onto the carrier will be understood to be under the exclusive supervision and control of the carrier or driver of that carrier. FREEMAN ASSUMES NO RESPONSIBILITY FOR LOSS, DAMAGE, THEFT OR DISAPPEARANCE OF EXHIBITOR'S MATERIALS ARISING OUT OF IMPROPER LOADING OR LABELLING OF MATERIALS.

6. DESIGNATED CARRIERS. Freeman shall have the authority to change the Exhibitor's designated carrier if that carrier does not pick up the shipment(s) at the appointed time. Where no disposition is made by Exhibitor, materials may be taken to a warehouse to await Exhibitor's shipping instructions, and Exhibitor agrees to be responsible for charges relating to such rerouting and handling. IN NO EVENT SHALL FREEMAN BE RESPONSIBLE FOR ANY LOSS RESULTING FROM SUCH REROUTING DESIGNATION.

7. FORCE MAJEURE. Freeman's performance hereunder is subject to, and Freeman shall not be responsible for, loss, delay or damage due to strike, work stoppage, natural elements, vandalism, Act of God, civil disturbance, power failure, explosion, act of terrorism or war, or for any other cause beyond Freeman's reasonable control, nor for ordinary wear and tear in the handling of Exhibitor's materials.

8. CLAIM(S) FOR LOSS. Exhibitor agrees that any and all claims for loss or damage must be submitted to Freeman immediately at the show site and in any case not later than thirty (30) business days after the date when Exhibitor's materials are delivered to the carrier for transportation from show site or from Freeman's warehouse. All claims reported after thirty (30) days will be rejected. In no event shall a suit or action be brought against Freeman more than one (1) year after the date of loss or damage occurred.

a. PAYMENT FOR SERVICES MAY NOT BE WITHHELD. In the event of any dispute between Exhibitor and Freeman relative to any loss, damage or claim, Exhibitor shall not be entitled to and shall not withhold payment due to Freeman for its services as an offset against the amount of any alleged loss or damage. Any claims against Freeman shall be considered a separate transaction and shall be resolved on their own merits.

b. MAXIMUM RECOVERY. If found liable for any loss, Freeman's sole and exclusive maximum liability for loss or damage to Exhibitor's materials and Exhibitor's sole and exclusive remedy is limited to US\$1.10 per kilogram (US\$0.50 per pound) per article with a maximum liability of US\$100.00 per item or US\$1,500.00 per shipment, whichever is a less. For unmarked, unlabelled or improperly packaged television monitors, the maximum liability is the lesser of US\$6.60 per kilogram (US\$3.00 per pound) or the actual invoice price. All shipment weights are subject to correction and final charges determined by the actual or re-weighted weight of the shipment.

c. LIMITATION OF LIABILITY. IN NO EVENT SHALL FREEMAN BE LIABLE TO THE EXHIBITOR OR TO ANY OTHER PARTY FOR SPECIAL, COLLATERAL, EXEMPLARY, INDIRECT, INCIDENTAL OR CONSEQUENTIAL DAMAGES, WHETHER SUCH DAMAGES OCCUR EITHER PRIOR OR SUBSEQUENT TO, OR ARE ALLEGED AS A RESULT OF, TORTIOUS CONDUCT, FAILURE OF THE EQUIPMENT OR SERVICES OF FREEMAN OR BREACH OF ANY OF THE PROVISIONS OF THIS CONTRACT, REGARDLESS OF THE FORM OF ACTION, WHETHER IN CONTRACT OR IN TORT, INCLUDING STRICT LIABILITY AND NEGLIGENCE, EVEN IF FREEMAN HAS BEEN ADVISED OR IS ON NOTICE OF THE POSSIBILITY OF SUCH DAMAGES. SUCH EXCLUDED DAMAGES INCLUDE, BUT ARE NOT LIMITED, TO LOST PROFITS, LOSS OF USE AND INTERRUPTION OF BUSINESS OR OTHER CONSEQUENTIAL OR INDIRECT ECONOMIC LOSSES.

9. DECLARED VALUE. Declarations of declared value are between Exhibitor and the selected carrier ONLY and are in no way an extension of Freeman's maximum liability stated herein. Freeman will use commercially reasonable efforts to transmit declared value instructions to the selected carrier; however, FREEMAN WILL NOT BE LIABLE FOR ANY CLAIM ARISING FROM THE TRANSMITTAL OF, OR FAILURE TO TRANSMIT, DECLARED VALUE INSTRUCTIONS TO THE CARRIER NOR FOR FAILURE OF THE CARRIER TO UPHOLD THE DECLARED VALUE OR ANY OTHER TERM OF CARRIAGE.

10. JURISDICTION / VENUE. THIS CONTRACT SHALL BE CONSTRUED UNDER THE LAWS OF THE STATE OF TEXAS WITHOUT GIVING EFFECT TO ITS CONFLICT OF LAWS RULES. EXCLUSIVE VENUE FOR ALL DISPUTES ARISING OUT OF OR RELATING TO THIS CONTRACT SHALL RESIDE IN A COURT OF COMPETENT JURISDICTION IN DALLAS COUNTY, TEXAS.

11. INDEMNIFICATION. Exhibitor agrees to indemnify and forever hold harmless Freeman from and against any and all demands, claims, causes of action, fines, penalties, damages (including consequential), liabilities, judgements and expenses (including, but not limited to, reasonable attorney's fees and investigation costs) arising out or contributed to by Exhibitor's negligent supervision of any labour secured through Freeman; Exhibitor's negligence, wilful misconduct or deliberate act, or the negligence, wilful misconduct or deliberate act of Exhibitor's employees, agents, representatives, customers, invitees and/or any Exhibitor Appointed Contractors (EAC) at the show or event to which this Contract relates, including, but not limited to, Exhibitor's violation of any federal, provincial/state, county or local ordinance and/or Exhibitor's violation of show regulations and/or rules as published and set forth by facility and/or show management.

12. LIEN. Exhibitor grants Freeman a security interest in and a lien on all of Exhibitor's materials that are from time to time in the possession of Freeman and all the proceeds thereof, including, but not limited to, insurance proceeds (the "Collateral"), to secure the prompt and full payment and performance of all Exhibitor's indebtedness for monies paid by Freeman on its behalf, services performed, materials and/or labour from time to time provided by Freeman to or for the benefit of Exhibitor ("Obligations"). Freeman shall have all the rights and remedies of a secured party under the Uniform Commercial Code, as may be amended from time to time ("UCC"), and any notice that Freeman is required to give under the UCC of a time and place of a public sale or the time after which any private sale or other intended disposition of any Collateral is to be made shall be deemed to constitute reasonable notice if such notice is mailed by registered or certified mail at least five (5) days prior to such action. Freeman may hold and not deliver any of the Collateral to Exhibitor for as long as any Obligations remain unpaid or unsatisfied.

13. WAIVER & RELEASE. Exhibitor, as a material part of the consideration to Freeman for material handling services, waives and releases all claims against Freeman with respect to all matters for which Freeman has disclaimed liability pursuant to the provisions of this Contract.

14. DRIVER LIABILITY WAIVER. IN CONSIDERATION OF FREEMAN PERMITTING ENTRANCE TO THE PREMISES, YOU, YOUR EMPLOYER, THE OWNER OF THE TRUCK AND/OR EQUIPMENT THAT YOU ARE OPERATING (TRUCK OWNER) AND YOU AS AGENT OF YOUR EMPLOYER AND THE TRUCK OWNER HEREBY ASSUME ALL RISK OF INJURY OR HARM TO YOURSELF AND OTHERS AND DAMAGE TO YOUR PROPERTY AND PROPERTY BELONGING TO YOUR EMPLOYER OR OTHERS ARISING FROM YOUR ACTIVITIES WHILE BEING PERMITTED TO ENTER THE PREMISES. YOU AGREE TO ENTER AT YOUR OWN RISK. YOU HAVE FULL KNOWLEDGE OF ANY RISK INVOLVED IN THIS ACTIVITY. YOU RECOGNIZE THE HAZARDS AND ARE AWARE OF ALL THE RULES FOR SAFE OPERATION. YOU, YOUR EMPLOYER AND THE TRUCK OWNER AGREE TO INDEMNIFY AND HOLD HARMLESS FREEMAN AND ITS EMPLOYEES, OFFICERS, DIRECTORS, AGENTS, ASSIGNS, AFFILIATED COMPANIES AND RELATED ENTITIES AGAINST ANY AND ALL LIABILITY, ACTIONS, CLAIMS AND DAMAGES OF ANY KIND WHATSOEVER ARISING FROM YOUR ACTIVITIES WHILE BEING PERMITTED TO ENTER THE PREMISE.

F R E E M A N
 940 Belfast Road
 Ottawa, Ontario K1G 4A2
 (613) 748-7180 • Fax: (613) 748-5977



**DISCOUNT PRICE
 DEADLINE DATE
 FEBRUARY 17, 2017**

**INCLUDE THIS FORM
 WITH YOUR ORDER
 PLEASE USE BLACK INK**

NAME OF SHOW: OTTAWA-GATINEAU GOLF EXPO

COMPANY NAME: _____ BOOTH#: _____

ADDRESS: _____ BOOTH SIZE _____ X _____

CITY, PROVINCE/STATE, POSTAL/ZIP CODE: _____ CUSTOMER # _____

PHONE #: _____ EXT.: _____ FAX #: _____

SIGNATURE: _____ PRINT NAME: _____

CONTACT'S E-MAIL _____

E-MAIL FOR INVOICE _____ CHECK IF YOU ARE A NEW FREEMAN CUSTOMER

Invoices will be sent by e-mail. Please provide the e-mail address of the person who reconciles your invoices if different than contact's email.

METHOD OF PAYMENT

BY SUBMITTING THIS FORM VIA FAX, POSTAL MAIL OR ORDERING MATERIALS OR SERVICES FROM FREEMAN, YOU AGREE TO BE BOUND BY ALL TERMS AND CONDITIONS INCLUDED IN YOUR SERVICE MANUAL
The undersigned expressly consents to the digital processing and transmission of personal data which may be transmitted to the United States of America.

COMPANY CHECK

Please make cheque payable to: Freeman. Cheques must be in CAN. funds drawn on a Canadian Bank or U.S funds drawn on a U.S bank.
Please reference (447686) on your remittance.
GST # R101889426

CREDIT CARD

For your convenience, we will use this authorization to charge your credit card account for your advance orders, and any additional amounts incurred as a result of show site orders placed by your representative. These charges may include all Freeman companies, or any charges which Freeman may be obligated to pay on behalf of Exhibitor, including without limitation, any shipping charges. Please complete the information requested below:

BANK TRANSFER

Please note that customers are responsible for any bank processing fees of \$15.00 CDN.

- Beneficiary Name: Freeman Expositions, Ltd.
61 Browns Line, Toronto, Ontario, Canada M8W 3S2
- Bank Transfer to Royal Bank of Canada
Bank # 003 - 200 Bay Street, Toronto, Ontario, Canada M5J 2J5
Transit or Bank ID: 00002 - Freeman Account # 000021048693
- **Foreign Exhibitors wiring funds from Overseas should use:**
Swift Code: ROYCCAT2
- **If sending USD use:**
Intermediary Bank: JP Morgan Chase Manhattan, New York, NY
Swift Code: CHASUS33 - ABA: 021000021
- IBAN Number: Canadian Banks do not carry IBAN numbers
Please reference Name of Show & Booth Number on all Bank Transfers so we properly credit your account.

AMERICAN EXPRESS MASTERCARD VISA

We do not accept credit card information by email.

Account No.: _____ Exp. Date _____

Personal Credit Card Company Credit Card

Cardholder Name (Print): _____ Signature: _____

Cardholder Billing Address: _____

City, Province/State, Postal/Zip Code: _____

ENTER TOTALS HERE

ELECTRICAL	HANGING SIGNS					GRAND TOTAL

- Remember to order in advance to save time and money. You may place your order by phone, fax, mail, or use our online ordering service at: www.freemanco.com/store.
- Orders received without payment or after the deadline date will be charged at the standard price.
- Copies of invoices may be picked up from the Service Desk prior to show closing.
- If you have questions or need assistance with any items not listed, please call and ask for your Exhibitor Sales Representative.

FREEMAN method of payment

FREEMAN

940 Belfast Road
Ottawa, Ontario K1G 4A2
(613) 748-7180 • Fax: (613) 748-5977



ALL PRICES ARE IN
CANADIAN DOLLARS

NAME OF SHOW: OTTAWA-GATINEAU GOLF EXPO

In order to authorize Freeman to invoice a third party for payment of services rendered to exhibitors, both the exhibiting company and the third party must complete this form and return it at least 14 days prior to show move-in.

EXHIBITING COMPANY AUTHORIZATION OF THIRD PARTY BILLING

"We understand and agree that we, the exhibiting company, are ultimately responsible for payment of charges and agree by submitting this form or ordering materials or services from Freeman, to be bound by all terms and conditions as described in the Terms & Conditions section of this services manual. In the event that the named third party does not discharge payment of the invoice prior to the last day of the show, charges will revert back to the exhibiting company. All invoices are due and payable upon receipt, by either party. The items checked below are to be invoiced to the third party.

BY SUBMITTING THIS FORM VIA FAX, POSTAL MAIL OR ORDERING MATERIALS OR SERVICES FROM FREEMAN, YOU AGREE TO BE BOUND BY ALL TERMS AND CONDITIONS INCLUDED IN YOUR SERVICE MANUAL.

The undersigned expressly consents to the digital processing and transmission of personal data which may be transmitted to the United States of America.

EXHIBITOR NAME: (PLEASE PRINT) _____

EXHIBITOR SIGNATURE: _____

DATE: _____

EXHIBITING COMPANY INFORMATION

EXHIBITING COMPANY NAME: _____

BOOTH #: _____

EXHIBITING COMPANY ADDRESS: _____

CITY/PROVINCE/POSTAL CODE: _____

PHONE: _____

EXT. _____

FAX: _____

CONTACT'S E-MAIL: _____

Indicate which services are to be invoiced to the Third Party:

ALL FREEMAN SERVICES

FREEMAN ELECTRICAL

OTHER _____

THIRD PARTY COMPANY INFORMATION

THIRD PARTY COMPANY NAME: _____

CONTACT NAME: _____

THIRD PARTY ADDRESS: _____

CITY/STATE/ZIP: _____

PHONE: _____

EXT. _____

FAX: _____

CONTACT'S E-MAIL: _____

E-MAIL FOR INVOICE: _____

Invoices will be sent by e-mail. Please provide the e-mail address of the person who reconciles your invoices if different than contact's email.

THIRD PARTY CREDIT CARD AUTHORIZATION

AMERICAN EXPRESS

MASTERCARD

VISA

WE DO NOT ACCEPT CREDIT CARD INFORMATION BY EMAIL.

CREDIT CARD ACCOUNT NO: _____

EXP. DATE: _____

CARDHOLDER NAME (PLEASE PRINT): _____

CARD TYPE: _____

AUTHORIZED SIGNATURE: _____

CARDHOLDER BILLING ADDRESS: _____

CITY/PROVINCE/POSTAL CODE: _____

JULY 2016 (447686)

FREEMAN third party authorization

ELECTRICAL SERVICES

From under carpet wiring to overhead lighting, Freeman has the power to simplify your electrical needs and installation. We've answered your most common questions below to help you place your order or prepare for a detailed discussion. Whether you require basic household/office power or a more technical installation for equipment, audio-visual presentations or truss lights, our electrical specialists and qualified electricians are always available to assist you.

How do I know how much power I need?

First, review a layout of your exhibit, noting all of the items in it that require power. Consider lighting, computer equipment, and your own product. Are you bringing or renting any a/v equipment or ordering catering services that might need power? Will you be using a lead retrieval machine? If it's an item that plugs into a standard wall outlet found in a home or office (in North America), it will require 110/120 volt power. 208 or 480 volt power is generally used for machinery or industrial cooking devices and is ordered by single or 3 phase.

Next, mark the voltage and wattage or amperage (referred to as "load") (100 watts = 1 amp) of each piece of equipment at its location in the booth. This information should be provided on a name plate or stamp usually located on the back or bottom of the equipment. If not indicated, check our accompanying electrical usage guide for estimated wattages for common items used at trade shows or call your rental company/caterer for specifics. For lighting, loads are dictated by the wattage of the bulbs. Arm lights included with Freeman exhibit packages use 200 watt bulbs. Keep in mind that you need to order power for any lighting within your booth unless the lights are ordered directly from the Electrical Department (those listed on the Freeman electrical order form).

Finally, total the wattage for the 120 volt devices in each area and select an outlet that meets or exceeds that total. Separate outlets should be ordered for each piece of equipment and/or each power location to help minimize tripping/power outages. It is always safer to slightly overestimate your power requirements. Wattage or amperages cannot be combined for 208 or 480 volt apparatus. Please order separate outlets for each.

Do I need to order labour?

As the official service contractor, electrical installations must be performed by Freeman union labour. Labour is required for any electrical work over and above the delivery of outlets to the back wall of inline booths. Labour orders will automatically be input upon receipt of an electrical layout for under carpet installation (floor work) or to connect any 208 volt or higher services (hook up). Dismantle labour for electrical services is calculated at 50% of the installation time since much of the work is performed on a mass basis after booths are removed from the exhibit hall. Please see the electrical labour order form for further details, rules and regulations.

What is an electrical layout and why do I need one?

Like your own home, electrical boxes and wiring should not be visible once the exhibit is completed. At show site, they are the first things to be installed so that they can be hidden by drape, walls or counters and under flooring or carpet. Electricians, therefore, work on a blank slate. A good electrical layout or floor plan provides them with a simple overhead view of your booth indicating the locations and load of each electrical outlet and the orientation of your booth within the show itself. The layout should be to scale and provide specific measurements to each outlet along with surrounding aisle or booth numbers to ensure accuracy. For island booths, a main power location must also be indicated as it is the location from which other outlets are fed. Please see the sample layouts and electrical grid for further information.

When a layout and credit card are provided in advance, Freeman makes every effort to ensure that the floor work is completed before you arrive so that there is no delay in assembling your booth. Once carpet is laid, installing or changing electrical services becomes much more difficult and potentially costly.

Please note that layouts, complete with mandatory information, are required prior to the deadline date for electrical orders to be eligible for advance rates. Layouts are not required if all outlets are located at the back wall in inline booths.

Is the price for power per day?

Outlet or connection prices are typically for an entire show.

What is 24 hour power?

Many facilities these days are energy conscious and therefore turn off power overnight during show days. Power is turned off 1/2 hour after the show closes at the earliest and restored no later than 1/2 hour before the show opens the following day. 24 hour power is, as it sounds, power that is continuously on 24 hours per day.

If your booth includes, for example, refrigeration equipment, an aquarium or programmable apparatus that depends on uninterrupted power, you should consider ordering 24 hour service. Power is usually not turned off during move-in or move-out.

Where does the power come from?

Depending on the facility, the power can come from overhead catwalks, floor ports, columns, wall outlets or a combination of these sources. Check with the local Freeman branch office for more information.

Where will my power be located?

In-line and peninsula booths will find their main power source on the floor somewhere along the rear drape line of their booth. Island booths need to submit an electrical layout. Please see the sample layouts and electrical grid for further information.

What if I need power at another location besides the rear of my booth? What if I have multiple power locations?

Exhibitors requiring power at any location other than a back wall must submit an electrical layout. Please see the sample layouts and electrical grid for further information.

How many places will I have to plug in? How many things can I plug in?

For planning purposes, you should always assume that there is only one connection point per outlet ordered. Power strips can provide additional sockets but do not confuse having more places to plug in with additional power. For example – An order is placed for a 1500 watt outlet. A track light with 4 – 100 watt bulbs is plugged in to a power strip connected to the outlet, using 400 of the 1500 watts. Any lighting or equipment now plugged in to a second socket may not exceed 1100 watts.

Also keep in mind that power strips are designed, for safety purposes, to trip at 1500 watts or 15 amps. Using a power strip with a 2000 watt (20 amp) outlet will reduce it to a 1500 watt outlet.

All orders exceeding 120 volt/20 amps provide one connection point only cannot accommodate power strips and require labour for installation.

Can I bring my own extension cords and power strips? (Also known as plug strips, multi strips, etc.)

Exhibitors may use their own extension cords and power strips under the following conditions:

- The equipment must be 3 wire, 14 gauge minimum with a ground.
- The extension cords must be flat if they are to be laid under carpet. (Labour is required to lay the cords.)
- All power strips must have circuit protection.

Can I run my extension cords under the carpet myself?

For safety reasons, exhibitors are not allowed to run any electrical wiring under any type of floor covering or where they may be concealed in the booth structure. The show's electrical contractor is liable for electrical installations and therefore must perform all floor or booth work.

Will my floor work be completed before I arrive?

Every attempt is made to have floor work completed prior to carpet installation if you have submitted the following:

- A completed electrical order form.
- A valid and authorized credit card to be kept on file for the company.
- An electrical layout indicating the main power location, dimensions to each power location, the power required at each location, and surrounding aisle or booth numbers to determine orientation of the booth.

Labour and material charges apply.

When will my power be turned on?

Power is only guaranteed to be installed before the show opens. If Freeman is allowed early access to the facility, power is normally ready the first day of move-in for exhibitors but any special requests such as temporary chain motor power, programming machinery or testing equipment should be noted on your order.

Do I need lighting?

Lighting can dramatically change the impact of an exhibit, no matter the size. Used effectively, lighting can emphasize specific areas of a booth or highlight products. Also, an exhibit will appear dark and uninviting if the surrounding booths are lit and yours is not.

Can I hang my own lights?

10 x 10 booths with pop-up displays (a display that can be assembled in less than 30 minutes without tools) can hang their own lights and plug them in without ordering labour. Typically, exhibitors themselves can hang up to 7 lights as long as they require no more than 20 amps in total but it is best to clarify with the local branch. If a decorating company (including Freeman) has been contracted to install a display, electrical labour is required to install the lights. Due to union contracts, no other union is allowed to install electrical equipment.

Do I need to order power for my lighting?

Exhibitors ordering Electrical Services lighting (those listed on the Freeman electrical order form) do not need to order power. It is included in the rental. Exhibitors supplying their own lighting or renting lights need to order power. Labour may be required to hang the lights.

Do I need to order labour to plug in my lights or equipment?

Most 120 volt connections do not require labour. Exhibitors are welcome to plug in their own standard office devices. Labour is required for all 208 or 480 volt connections and if lights or equipment need wiring or if electrical cords are to be run under the carpet or in concealed areas to ensure that all electrical codes and building rules are met.

How can I save money and frustration when ordering electrical services?

Most importantly, be sure to submit your order before the discount price deadline date. If an electrical layout is needed, it also must be received, complete with mandatory information, before the deadline date to be eligible for discount pricing. Late orders can be subject up to a 50% increase in cost because of the behind-the-scenes planning required to distribute power.

Don't underestimate your power requirements and work within the local rules, regulations and union jurisdictions. They have been implemented to avoid problems. While it may seem simple to plug in lights and equipment, it is not uncommon for exhibit or non electrical staff to overload circuits. Trouble calls can become expensive when it takes time to find the source of a problem.

If unsure about labour, call us for direction and if necessary, place a "will call" order before the discount price deadline date. You will only incur a charge if labour is dispatched to your booth but you'll have secured the advance pricing. And, check in with the electrical or service desk as soon as you know you need labour, not at the time you want the electricians in your booth. It will help to avoid delays as we can schedule accordingly.

Lastly, try to resolve any disputes at show site. It is much easier to discuss electrical issues when both parties can physically review the installation.

Additional questions?

Call customer service at the number listed on the Quick Facts and ask for the Electrical Services Department. For fast, easy ordering, tools, and helpful hints go to www.freemanco.com/store.

ISLAND BOOTHS

Electrical layouts are always required for island booths and **must include** the following information:

1. Main Drop.

Since there is no back wall in an island, the exhibitor supplies the location of the main drop, whether one or multiple outlets are ordered. When it will be the point from which power will be distributed to other outlets in the booth, a panel or other piece of electrical equipment (no larger than? x? x?) will be installed at the main drop. For this reason, it is recommended that main drops be located in a closet, under a table/desk or in another area that keeps it out of sight. Measurements must be provided to the main drop.

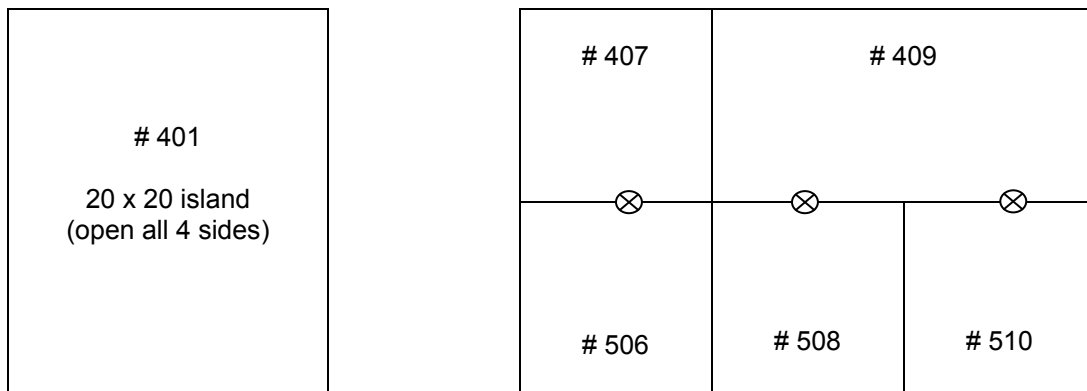
2. Location and load of all outlets.

Again, dimensions must be provided to all satellite outlets along with the load of each outlet. It is best to indicate voltage, phase and amperage for all outlets once an order exceeds 120 volt service.

3. Booth orientation.

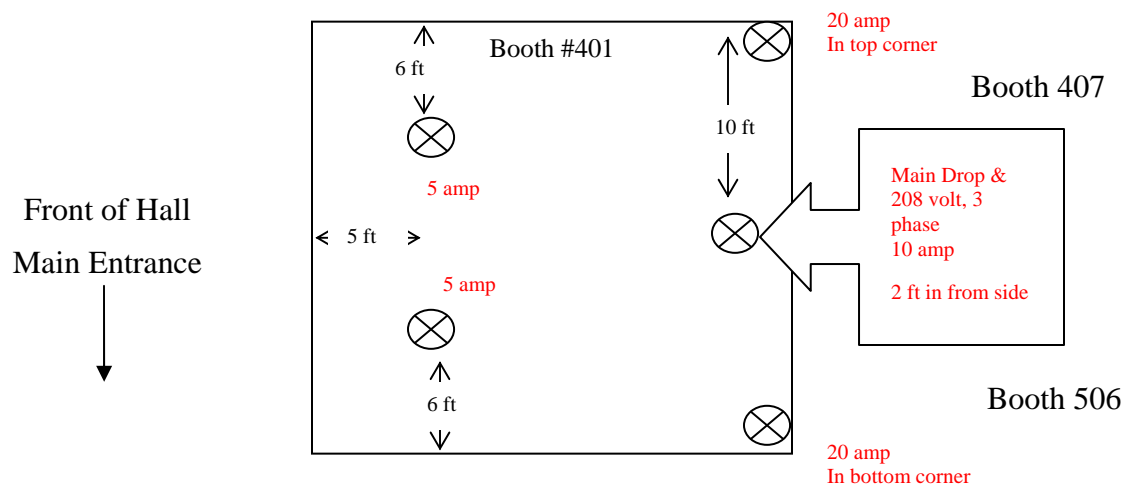
Providing reference points such as surrounding aisle and/or booth numbers defines how an island booth is oriented to the overall show floor plan. In other words, which side is which? It is best to draw your layout relative to the show floor plan so that both are facing the same direction. Examples:

Section of show floor plan



20 x 20 Island – Booth # 401

Order = 1 x 208 volt, 3 phase, 10 amp + 120 volt, 2 x 20 amp + 2 x 5 amp outlets



F R E E M A N

ELECTRICAL SERVICES USAGE GUIDE

The following wattages are approximate and are provided to help you estimate your power usage. To assist in estimating we recommend that you refer to the name plate or stamp usually located on the back or bottom of any electrical apparatus and order the corresponding outlet for each piece of equipment to avoid tripping/power outages during the event.

The formula for wattage is voltage x amperage (120 volt x 1 amp = 120 watts),
5 - 100 watt light bulbs = (5x100 = 500 watts)

Please feel free to contact our electrical specialists at FreemanES@freemanco.com with any additional questions.

	WATTAGE		WATTAGE
Blender	475-1000	Imprinter for T-Shirts	2000
Can Opener	500	Iron	700-1100
Card Reader (credit) / Lead Retrieval	100	Juicer - Single	500
Cash Register	100-200	Juicer - Double	1000
Coffee Pot - Household Size	600-1200	Laminator	2000
Coffee Pot - Large Brewer	1500-2000	Lights with Freeman Rental Booths	200 each
Computer - Monitor (independent)	120-200	Meat Slicer	500-1000
Computer - Desktop (monitor & CPU)	200-900	Microwave Oven	500-2000
Computer - Laptop	100-300	Mixer	500-1000
Computer Printer - Dot Matrix	100-500	Photocopier	dependent upon size - may require 208 volt
Computer Printer - Laser	400-1000	Pizza Oven (small)	30amp/120 volt Special Connection
Crock Pot	200-1000	Popcorn Maker	2000
DVD Player	50-100	Projector (dependent upon size)	1000
Electric Frying Pan	1200-2000	Refrigerator - Small	400
Fax Machine	1000	Refrigerator - Full Size	750
Flat Screen TV - 32" to 50"	1000	Sewing Machine	1000
Food Processor	500-2000	Steamer	2000
Glue Gun	300	Stereo (amplifier)	100-500
Griddle	1500-2000	Television	100-500
Hair Dryer	1000-2000	Toaster	1000
Heat Lamps (per lamp)	250	Toaster Oven	1500
Heater (portable)	1500-2000	Vacuum Cleaner	1500
Hot Plate Single	1000	VCR	100
Hot Plate Double	1500-2000	Water Cooler - Cold Water	1000
Hot Water Heater	30amp/208 volt/Single Phase	Water Cooler - Hot/Cold Water	2000

FREEMAN

940 Belfast Road
Ottawa, Ontario, Canada K1G 4A2
Ph: (613) 748-7180 • Fax: (613) 748-5977
freemanottawaES@freemanco.com



**DISCOUNT PRICE
DEADLINE DATE
FEBRUARY 17, 2017**

**INCLUDE THE FREEMAN METHOD OF
PAYMENT FORM WITH YOUR ORDER**

NAME OF SHOW: OTTAWA-GATINEAU GOLF EXPO

COMPANY NAME: _____ BOOTH #: _____

CONTACT NAME: _____ PHONE #: _____

E-MAIL ADDRESS: _____

For Assistance, please call 613-748-7180 to speak with one of our experts.

For fast, easy ordering, go to www.freemanco.com/store

ELECTRICAL OUTLETS (Double Price for 24 Hour Service)

Power includes delivery of the service to one location at the rear of the booth in peninsula and inline booths. Please see the Electrical Labour order form for rates and instructions if you require outlets in other locations, have lights or electrical items to hang or erect, have orders for power of 208v or higher, or have other electrical requirements.

110/120 VOLT (Power to be placed at back-centre of exhibit space)

	Quantity	Quantity	Discount Standard		TOTAL
	(For Show Hours Only)	(For 24 hrs/day Double Price)	Price	Price	
750 Watts duplex outlet (40-7-7/8)	_____	_____	\$107.75	\$150.85 = \$	_____
1500 Watts duplex outlet (40-7-15/16)	_____	_____	\$136.00	\$190.40 = \$	_____
15 A dedicated quad outlet (40-7-17)	_____	_____	\$149.00	\$208.60 = \$	_____
20 A dedicated quad outlet (40-7-20/21)	_____	_____	\$190.50	\$266.70 = \$	_____

208 VOLT SINGLE PHASE (Labour Required for Connection)

20 Amps (40-9-20/21)	_____	_____	\$391.75	\$548.45 = \$	_____
30 Amps (40-9-30/31)	_____	_____	\$523.75	\$733.25 = \$	_____
60 Amps (40-9-60/61)	_____	_____	\$711.50	\$996.10 = \$	_____
100 Amps (40-9-100/101)	_____	_____	\$1007.00	\$1409.80 = \$	_____

Please specify the NEMA code on your plug: _____

208 VOLT THREE PHASE (Labour Required for Connection)

20 Amps (40-10-20/21)	_____	_____	\$416.25	\$582.75 = \$	_____
30 Amps (40-10-30/31)	_____	_____	\$552.50	\$773.50 = \$	_____
60 Amps (40-10-60/61)	_____	_____	\$778.50	\$1089.90 = \$	_____
100 Amps (40-10-100/101)	_____	_____	\$1127.75	\$1578.85 = \$	_____

Transformer to Boost 208V to Approx. 230V - \$3.75 per Amp (20 Amp Min.)

Qty of Amps _____ X Price \$ _____ = \$ _____

Please specify the NEMA code on your plug: _____

LIGHTING (Price includes power supply to unit)

Arm Light *hardwall exhibits only* (40-19-101)	_____	_____	\$33.00	\$46.20 = \$	_____
Double Light Stand (LED) (40-19-132)	_____	_____	\$79.75	\$111.65 = \$	_____
4' Track Light *hardwall exhibits only* (40-19-4)	_____	_____	\$114.50	\$160.30 = \$	_____
Power Strip (40-30-5)	_____	_____	\$22.25	\$31.15 = \$	_____
Extension Cord (40-30-15)	_____	_____	\$22.25	\$31.15 = \$	_____

SPECIAL REQUIREMENTS

Please contact us at (613) 748-7180 or freemanottawaES@freemanco.com if you require additional information and/or electrical services not listed on this form.

ADDITIONAL INFORMATION

FOR ADVANCE PAYMENT PRICE

Your order with full payment along with a floor plan indicating main power location and distribution points, if applicable, must be received prior to:

**DEADLINE DATE OF:
FEBRUARY 17, 2017**

MULTIPLE OUTLET LOCATIONS / ISLAND BOOTHS

A scaled floor plan is required for orders with multiple outlet locations and/or island booths. Detailed examples are provided on the following page. If a power location or main drop in an island booth is not provided prior to show move-in, a location will be determined by Freeman in order to maintain delivery schedules. Relocation of the service will be charged on a time and material basis.

ISLAND BOOTHS

For island booths with no labour ordered, there is a 1/2 hour minimum installation charge and a 1/2 hour minimum dismantle charge.

INLINE AND PENINSULA BOOTHS

Power will be placed in the back of the booth unless otherwise specified.

24 HOUR SERVICES

If an uninterrupted power supply is required for the full duration of the show, please order 24 hour power.

Electricity is turned on 30 minutes prior to show opening and turned off 30 minutes after show closes on show days. Power will be turned off immediately after final show closing. If you require power outside actual show hours, special arrangements should be made in advance. Additional charges may apply.

SEPARATE OUTLETS

Separate outlets should be ordered for each piece of equipment and/or each power location.

CANCELLATION

A 50% refund will be applied to electrical services cancelled after installation. Refunds will not be issued for materials and/or labour charges related to the installation.

OVERHEAD POWER

If you require your power from overhead, additional materials and labour may be incurred. Please contact freemanottawaES@freemanco.com.

TOTAL

Subtotal	+	13% HST	=	Total
----------	---	---------	---	-------

ELECTRICAL INSTRUCTIONS

HOW TO DETERMINE ELECTRICAL REQUIREMENTS

For Equipment

All electrical equipment is stamped or labeled with electrical ratings usually found on the back or bottom of the equipment. Verify voltage and either amperage or wattage from the information provided. Standard office and household items operate on 110/120 volt power. Machinery and equipment typically require 208 or 480 volt power.

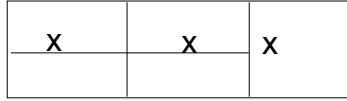
For Lighting

Verify the wattage of the bulbs in the lights and multiply by the number of bulbs/lights.

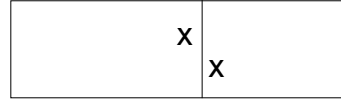
LOCATION OF POWER IN YOUR BOOTH

In-Line and Peninsula Booths

Power will be installed in one location, typically on the floor somewhere along the back of the booth, as indicated in the following diagrams: (We cannot guarantee that the outlet will be specifically located in the middle.)



IN-LINE BOOTHS / PENINSULA

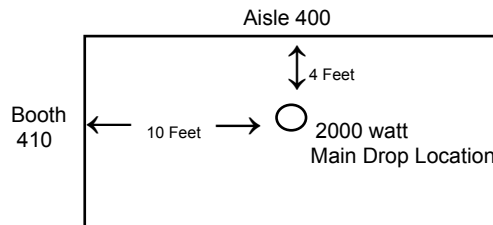


BACK TO BACK PENINSULA

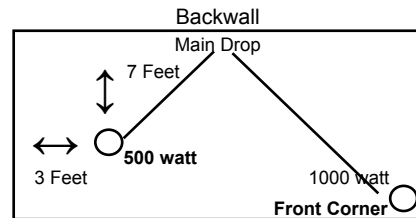
If power is required in locations other than indicated above, secondary distribution will be required and billed on a time and material basis. Please complete and submit an Electrical Labour Order Form with your power order, along with a floor plan as described below.

Island Booths/Multiple Outlets

Floor plans are always required for Island Booths and orders for multiple outlet locations. The floor plan must indicate booth dimensions, surrounding booth numbers for orientation within the facility, each outlet location, required wattage or amperage and location for main drop. If power location in an island booth is not provided prior to show move-in, a location will be determined by Freeman in order to maintain delivery schedules. Relocation of the service will be charged on a time and material basis. See examples below: A grid is available at freemanco.com to print as a base layout.



Island Booth with one outlet



10 X 20 Booth with multiple outlets
Labour Required

OTHER:

1. Labour is required for any and all electrical work over and above the installation of the main power drop. Please see the Electrical Labour form for complete details. Please complete the labour order form.
2. Dismantle labour will be automatically charged at 50% of the installation time and rounded to the nearest half hour.
3. All material and equipment provided by Freeman is for rental purposes only and remains the property of Freeman. All equipment will be removed at the close of the show by Freeman.
4. All equipment regardless of power source, must comply with Federal, State and local codes. Freeman reserves the right to inspect all electrical devices and connections to ensure compliance with all codes. Freeman is required to refuse connections where the exhibitor wiring is not in accordance with local electrical code.
5. Standard wall and other permanent building utility outlets or sockets are not part of booth space and may not be used by exhibitors unless electrical services have been ordered.
6. Exhibitors' cords must be a minimum of 14 gauge 3 wire with ground and must be flat when used for floorwork. All multi-outlet devices (eg - power strips) must have circuit protection. All exposed non-current carrying metal parts of fixed equipment, which are liable to be energized, shall be grounded.
7. Exhibitors' equipment will be modified to conform to Freeman receptacles. Labour and materials to install or change a cord cap will be billed on a time and material basis.
8. Exhibitors with hardwall displays must arrange for power to be installed inside the booth or provide access.
9. Power sharing is not permitted between exhibitors.

FREEMAN

940 Belfast Road
 Ottawa, Ontario, Canada K1G 4A2
 Ph: (613) 748-7180 • Fax: (613) 748-5977
 freemanottawaES@freemanco.com



INCLUDE THE FREEMAN METHOD OF PAYMENT FORM WITH YOUR ORDER

FREEMAN electrical labour

NAME OF SHOW: OTTAWA-GATINEAU GOLF EXPO

COMPANY NAME: _____ BOOTH #: _____

CONTACT NAME: _____ PHONE #: _____

E-MAIL ADDRESS: _____

For Assistance, please call 613-748-7180 to speak with one of our experts.

For fast, easy ordering, go to www.freemanco.com/store

LABOUR RATES & SCHEDULE:

- Straight Time - 8:00 am - 4:00 pm Monday through Friday
- Overtime - 6:00 am - 8:00am and 4:00pm - 12:00 midnight Monday through Friday
- 6:00 am - 12:00 midnight Saturday and Sunday
- Double Time - 12:00 midnight to 6:00 am and recognized Holidays

Description	Advance Price/Hr	Show Site Price/Hr
Electrician - ST	\$85.50	\$ 119.75
Electrician - OT	\$ 128.25	\$ 179.75
Electrician - DT	\$ 171.00	\$ 239.50

Dismantle labour will be charged at 50% of the total install time rounded to the next half hour.

- Show site price applies to all labour orders placed at show site.
- Start time guaranteed only at start of working day.

Review the list of work below to determine if electrical labour is required in your booth. None of the following services may be performed by other Unions or I & D houses as it falls under electrical jurisdiction. Time and material charges will apply. Please visit the Freeman service desk to confirm that you are ready for service.

Note: For more information and an example of a completed floor plan please see the following page.

FLOOR WORK:

Floor work is the distribution of electrical under carpet and flooring.

OK TO PROCEED WITHOUT EXHIBITOR PRESENT:

Complete Before: Date _____ Time _____

Work is completed prior to your arrival. Freeman must receive detailed blue prints/floor plans for power distribution under carpet.

PRINT NAME: _____

AUTHORIZED SIGNATURE: _____

EXHIBITOR SUPERVISION (DO NOT PROCEED):

Date _____ Time _____ # of Electricians _____

NAME OF ON-SITE CONTACT: _____

CELL PHONE: _____

Special Instructions: _____

BOOTH WORK:

Booth work is any of the following. Please check all that apply:

- Distribution of electrical overhead (more than one drop location in your booth).
- Distribution of electrical through booth structure.
- Connection or hard wiring of all exhibitor equipment.
- Assembly and installation of all lighting from truss or beams (including assembly and hanging of truss).
- Wiring of overhead signs.
- Installation of electrical headers and/or light boxes.
- Other _____

Labour Request

Date _____ Time _____ Est. # Hours _____ # Electrician _____

Date _____ Time _____ Est. # Hours _____ # Electrician _____

NAME OF ON-SITE CONTACT: _____

CELL PHONE: _____

Special Instructions: _____

ELECTRICAL INSTRUCTIONS

- 1 Labour rates are based on current wage scales and are subject to change in the event of a wage increase after rates have been published.
- 2 A minimum charge of one hour is applicable to all labour requests. Additional time on the same day is billed in 1/2 hour increments. Continuations to another day are a minimum of 1 hour.
- 3 Labour must be picked up at the Freeman service desk. Charges for labour commence at time of dispatch to service the labour call. A one hour minimum will apply if an exhibitor representative is not present at the time of call or reschedules the call, unless 24 hour advance notice is received in writing.
- 4 Labour charges will include the time for electricians to gather the necessary tools and material for the job, have their work checked by the client and return the tools and material to the supply area.
- 5 Exhibitors may supply their own 14 gauge 3 wire, extension cords and/or power strips, both of which must be grounded and UL approved.

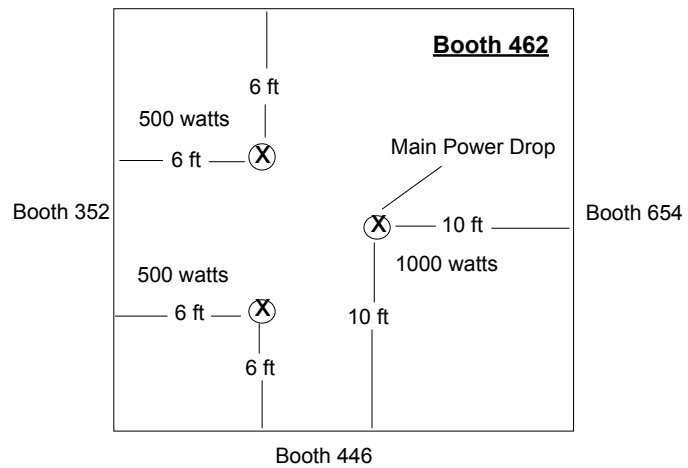
CANCELLATION POLICY

A 50% refund will be applied to electrical outlets cancelled after installation. Refunds will not be issued for materials and/or labour charges related to the installation.

EXAMPLE OF PLAN AND INFORMATION REQUIRED TO COMPLETE FLOORWORK

Please indicate the following on the floor plan.

1. Location and load of main power drop - please provide specific dimensions and wattages/amperages.
2. Location and load of all outlets - please provide specific dimensions and wattage, amperage and voltage.
3. Booth orientation - please provide surrounding aisle and/or booth numbers.



FREEMAN

940 Belfast Road
Ottawa, Ontario, Canada K1G 4A2
(613) 748-7180 • Fax: (613) 748-5977
freemanottawaES@freemanco.com



INCLUDE THE FREEMAN METHOD OF PAYMENT FORM WITH YOUR ORDER

NAME OF SHOW: OTTAWA-GATINEAU GOLF EXPO

COMPANY NAME _____ BOOTH #: _____

CONTACT NAME: _____ PHONE #: _____

E-MAIL ADDRESS _____

For Assistance, please call 613-748-7180 to speak with one of our experts.

For fast, easy ordering, go to www.freemanco.com/store

HANGING SIGN LABOUR AND EQUIPMENT

INSTRUCTIONS

- Overhead hanging signs are to be sent in separate containers directly to advance warehouse using the enclosed Hanging Sign Labels. This container **MUST** arrive by the warehouse shipping deadline. If these procedures are not followed, Freeman cannot guarantee the hanging of your sign or advance pricing.
- All ceiling rigging must conform to Show Management rules and regulations and facility limitations.
- All overhead hanging must be assembled, installed, and removed by Freeman. Please refer to the Freeman Terms and Conditions found in the Exhibitors Services Manual as it relates. Please complete the enclosed Labour Order Form for labour to assemble your hanging sign.
- Set up instructions must be provided for signs needing assembly.
- Hanging anchor points must be pre-fabricated and ready for use.
- Electrical signs must be in working order and in accordance with the National Electrical Code. ELECTRICAL SERVICE requirements must be ordered in advance on the enclosed ELECTRICAL SERVICE Order Form.
- If any hang point supports over 250 lbs., notify Freeman immediately for special authorization.

SIGN DESCRIPTION, SIZE & WEIGHT

- For signs other than banners, include blueprint or drawing with detailed information so hanging anchor points may be determined.

Type: Cloth Banner _____ Metal or Wood _____ Other _____

Shape: Square _____ Triangle _____ Rectangle _____ Other _____

Size: Height _____ Length _____ Width _____

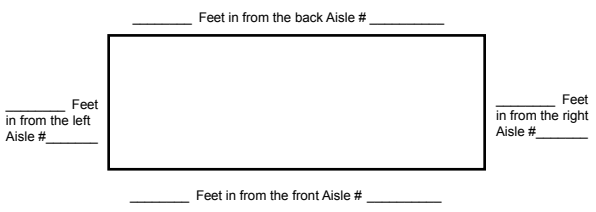
Weight of Sign: _____

Does Your Sign Require Electricity _____ Assembly _____

Is Your Sign Designed to Rotate? _____ Yes _____ No
(Initial in the applicable box above)

PLACEMENT DIAGRAM

- Use diagram below to represent your booth space. Indicate how far in from each boundary you would like your sign placed.
- The ceiling structure and relation to the support beams may require your sign to be moved from your specified location.



Number of feet from floor to top of sign: _____

EQUIPMENT AND LABOUR RATES TO HANG SIGNS

- Straight Time** 8:00am - 4:00pm Monday through Friday
- Overtime** 6:00am - 8:00am and 4:00pm - 12:00 midnight Monday through Friday
6:00am - 12 midnight Saturday & Sunday
12 midnight *- 6:00am and recognized holidays
- Double Time**
- Crew Size** **MINIMUM of two people**
- Materials** Cable, clamps, etc. additional and charged accordingly

Equipment With Crew

- Show site prices will apply to all hanging sign orders placed at show site.
- Rates are per lift and crew per hour
- One hour minimum per lift/crew - lift/crew thereafter is charged in half (1/2) hour increments
- Straight time cannot be guaranteed

LABOUR RATES	Advanced Price/Hr	Show Site Price/Hr
Straight Time	\$ 85.50	\$119.75
Overtime	\$128.25	\$179.75
Double Time	\$171.00	\$239.50

LIFT EQUIPMENT RATES

Scissor Lift	\$113.50	\$158.90
Boom Lift	\$165.00	\$231

INSTALLATION Estimate

QTY	Appx. Hrs.	Rate	Est. Cost
Assembly Labour: _____ x _____ hrs @ _____ = \$ _____			
Install Labour: _____ x _____ hrs @ _____ = \$ _____			
Lift Equipment: _____ x _____ hrs @ _____ = \$ _____			

ESTIMATED INSTALLATION COST: \$ _____

DISMANTLE Estimate

QTY	Appx. Hrs.	Rate	Est. Cost
Disassembly Labour: _____ x _____ hrs @ _____ = \$ _____			
Removal Labour: _____ x _____ hrs @ _____ = \$ _____			
Lift Equipment: _____ x _____ hrs @ _____ = \$ _____			

ESTIMATED DISMANTLE COST: \$ _____

Supervision for assembly and disassembly of overhead hanging sign can be provided by Freeman, or by your company representative, display house, independent or lighting contractor.

Please indicate method of supervision you require for assembly/disassembly:

_____ Freeman

_____ Exhibitor Personnel

_____ Display House

Additional crew and/or equipment will be used if the supervisor deems it necessary to safely complete the installation and/or dismantling of a job and it will be charged accordingly.

TOTAL		
Subtotal	+	13% HST
		= Total

FREEMAN hanging sign labour

F R E E M A N

940 Belfast Road
Ottawa, Ontario, Canada K1G 4A2
(613) 748-7180 • Fax: (613) 748-5977
freemanottawaES@freemanco.com



**PLEASE INCLUDE THIS FORM
WITH YOUR HANGING SIGN
ORDER FORM**

**STRUCTURAL INTEGRITY STATEMENT
THIS FORM MUST BE RETURNED
FOR ALL SUSPENDED STRUCTURES**

_____, the contracted exhibitor at the **OTTAWA-GATINEAU GOLF EXPO** and (if applicable), the display house or builder for the aforementioned exhibitor, do hereby certify and guarantee that the stress points for the hanging structure have been properly engineered and tested. We further certify that the structure can be hung safely and has been constructed to meet all applicable regulations and safety measures.

We hereby release, indemnify and forever hold harmless the **ASSOCIATION, EY CENTRE, FREEMAN**, and its subsidiaries, their directors, officers, employees, representatives, agents and contractors from and against any and all liability, claims, damage, loss, fines, or penalties arising from the installation, use or dismantling of this structure. All hang points supporting in excess of 200 lbs. may be verified (metered) on site at exhibitor's expense.

Exhibiting Company: _____ Booth #: _____

Authorized Signature: _____

Printed Name: _____ Date: _____

E-Mail: _____

Display House/Builder (if applicable): _____

Authorized Signature: _____

Printed Name: _____ Date: _____

E-Mail: _____

Please complete and return form to:

**FREEMAN
940 Belfast Road
Ottawa, ON K1G 4A2
Fax: (613) 748-5977**

FREEMAN structural integrity statement

GUIDELINES FOR BANNER HANGING

The following guidelines are in effect at the facility, in order to ensure that all banner hanging in the facility is conducted safely and with due care for the building infrastructure.

FREEMAN is the Exclusive Supplier of Rigging Services for the facility. As such all rigging in the building will be managed by FREEMAN, according to the following procedures. All related costs are available on our Rigging Services Price List.

All banners must adhere to the requirements below. Delays, additional equipment, and labour charges may be incurred by not having the appropriate materials to hang your banner effectively and safely. All Exhibitor sign hanging may be ordered using Freeman Electrical's Sign & Banner Hanging Order form.

1. Banners in excess of 6 feet linear should come with a rigid support for best results when hanging. For banners in excess of 20 feet linear, truss may be necessary to allow the banner to hang safely and correctly. Freeman Electrical Services will notify the owner/hanging party whether truss is required and whether any additional charges may apply.
2. All banners must include grommets and pole pockets.
3. All non-exhibitor banner hanging orders should be placed through Freeman Electrical Services directly at least two weeks prior to the event move-in date. An order will be considered placed and pricing confirmed when Freeman Electrical Services issues a Rigging Order Acceptance Sheet. A diagram showing banner dimensions and placement will need to accompany all orders.
4. Banner hanging placement must be approved by the facility. Please contact your Event Manager directly.
5. facility exterior banners (if permitted) must meet the following guidelines:
 1. Approximately two thirds of the area of an exterior banner should consist of mesh.
 2. Where a banner is made exclusively of vinyl, wind pockets must be built into the banners in order to allow wind to flow through easily.
 3. All edges of banners should have flat-felled seams, i.e., the edges should be folded over, glued, and doubled-stitched.
 4. Mesh banners must be reinforced with webbing in the in the folds before the grommets are affixed.
 5. All corners must be reinforced with webbing before the grommets are affixed as the corners handle most of the stress.
 6. Banners must be made of lightweight, water-resistant, material
 7. In the event of a severe weather notice, banners may have to be removed, or install delayed
 8. All banners must be made to the following specifications in order to be hung:
 - i. Width: 4 ft. – 11 in. (59 inches max)
 - ii. Height/Length: 28 ft. – 6 in.
 - iii. Top/Bottom Pipe Pocket (1 ¼" pipe rod): 5-6 inches depth
 - iv. Each of the (10) mount position includes: (2) single sided Banners & (1) Double sided Banner

CAN WE HELP YOU?

Please don't hesitate to contact us at 613-748-7180 or at freemanottawaES@freemanco.com for any additional information, assistance or product and services information we can provide you in establishing and confirming your event's rigging/electrical/mechanical services.

We value your business and look forward to your call!

RIGGING & OVERHEAD SAFETY POLICY

The following policies and procedures are in effect at the facility, in order to ensure that all rigging in the facility is conducted safely and with due care for the building infrastructure.

FREEMAN is the Exclusive Supplier of Rigging Services for the facility. As such all rigging in the building will be managed by FREEMAN, according to the following procedures. All related costs are available on our Rigging Services Price List.

1. **FREEMAN** can provide, upon request, AutoCAD and PDF scale drawings of all riggable ceilings in the facility. These drawings will show the location and rating of all rigging points, and other relevant ceiling details. These drawings are provided electronically at no charge.

2. Hanging will be permitted only from approved, rated rigging points. Charges for use of rigging points are shown on our Rigging Services Price List.

3. For any event for which rigging is required, a rigging plan must be submitted to **FREEMAN** for approval. This plan must be in an approved printed or electronic format, must be to scale, must show all equipment being hung, and must show the weight load for each rigging point being used. It must show all required rigging points, including cable picks. Charges for plan approval are shown on our Rigging Services Price List.

This plan must be submitted for approval no later than 14 days in advance of the load-in day of the event. In the event that the customer cannot provide a rigging plan, **FREEMAN** is able to produce one. In such cases, there is a consultation process required, so 21 days notice is requested. Charges for plan production are shown on our Rigging Services Price List.

4. **FREEMAN** must perform all work required to attach and de-attach equipment to the rigging points, installed rigging equipment and all equipment flown. No other supplier may do so. Upon approval of the rigging plan and receipt of a production schedule, **FREEMAN** will provide a cost estimate for the labour required to do so. This labour will be charged on an hourly basis, with a 4-hour minimum charge. **FREEMAN** reserves the right to establish the number of riggers required for your event. The number of riggers (minimum 2) and hours will be based on the work to be done. Hourly rates for Rigging Labour are shown on our Rigging Services Price List.

5. All rigging and lift equipment (including but not limited to scissor, boom, chain hoists, chain falls, hangers etc..) must be ordered through, provided and operated by **FREEMAN**. All rigging and lift operation labour must be ordered through and provided by **FREEMAN**.

6. **FREEMAN** reserves the right to disqualify from use any equipment, which in their opinion, does not meet appropriate safety standards. In this event, **FREEMAN** may be able to provide alternate equipment, and will do so upon request, as quickly as possible.

7. All equipment attached to truss, pipe, beam, lighting fixture, or hung in any other manner must be secured by means of a steel safety cable.

8. All suppliers hanging equipment from the ceiling must provide the facility with a Certificate of Liability Insurance showing proof of coverage in the amount of \$2,000,000 per occurrence, and specifically holding harmless the facility and FREEMAN. This must be provided no later than 14 days in advance of the load-in day of the event.

9. **FREEMAN can provide a full range of rigging components including truss and will provide a cost estimate upon request. Prices for rigging equipment are shown on our Rigging Services Price List.**

CAN WE HELP YOU?

Please don't hesitate to contact us at 613-748-7180 or at freemanottawaES@freemanco.com for any additional information, assistance or product and services information we can provide you in establishing and confirming your event's rigging/electrical/mechanical services.

We value your business and look forward to your call!

F R E E M A N

HANGING SIGN



DO NOT DELAY

MUST BE DELIVERED BY MARCH 2, 2017

FROM:

Company Name _____

Piece Count _____

TO: Freeman Electrical

940 BELFAST ROAD

C/O OTTAWA-GATINEAU GOLF EXPO

OTTAWA, ONTARIO, CANADA

K1G 4A2

F R E E M A N

HANGING SIGN



DO NOT DELAY

MUST BE DELIVERED BY MARCH 2, 2017

FROM:

Company Name _____

Piece Count _____

TO: Freeman Electrical

940 BELFAST ROAD

C/O OTTAWA-GATINEAU GOLF EXPO

OTTAWA, ONTARIO, CANADA

K1G 4A2